

A project by



GREATER
INFRA


GREATER INFRA'S
Jasmine



Live pleasant

2 & 3 BHK
LUXURY APARTMENTS
@ MIYAPUR



JASMINE 
IN THE PLEASANT
EXPERIENCES
OF LIFE

GREATER INFRA'S
Jasmine

SMART
PLANNING IN
THE ENTIRE
COMMUNITY





SPACE
TO MAKE YOUR
IMAGINATION
COME ALIVE

The pleasures of a beautiful living become a lot more beautiful, when the space it is lived out in is planned intelligently and from a practical point of view. And at **Greater Infra's Jasmine**, we've done it so you can generously accommodate every little emotion and dream of life. This premium residential community, is designed to delight and welcome all the good you've been looking forward to, in life. Planned with insight and aspects of practical usage in mind, the place is laid out to look grand, while giving you the best of utility you would expect.

Area Statement

| Flat No. | 1 | 2 | 3 | 4 | 5 | 6 | 7 | 8 | 9 | 10 | 11 | 12 | 13 | 14 | 15 | 16 |
|---------------------|-------|-------|-------|-------|-------|-------|-------|-------|-------|-------|-------|-------|-------|-------|-------|-------|
| Type | 3 BHK | 3 BHK | 3 BHK | 3 BHK | 2 BHK | 2 BHK | 2 BHK | 2 BHK | 2 BHK | 2 BHK | 2 BHK | 3 BHK | 3 BHK | 3 BHK | 3 BHK | 3 BHK |
| Facing | West | East | East | West | West | East | East | West | West | East | East | West | West | East | East | West |
| Saleable Area (SFT) | 1705 | 1705 | 1705 | 1705 | 1100 | 1100 | 1100 | 1100 | 1100 | 1100 | 1100 | 1100 | 1705 | 1705 | 1705 | 1705 |



TYPICAL FLOOR PLAN

40'0" WIDE ROAD

40'0" WIDE ROAD

30'0" WIDE ROAD



30'0" WIDE ROAD

30'0" WIDE ROAD

WEST-FACING
3 BHK (1705 SFT.)

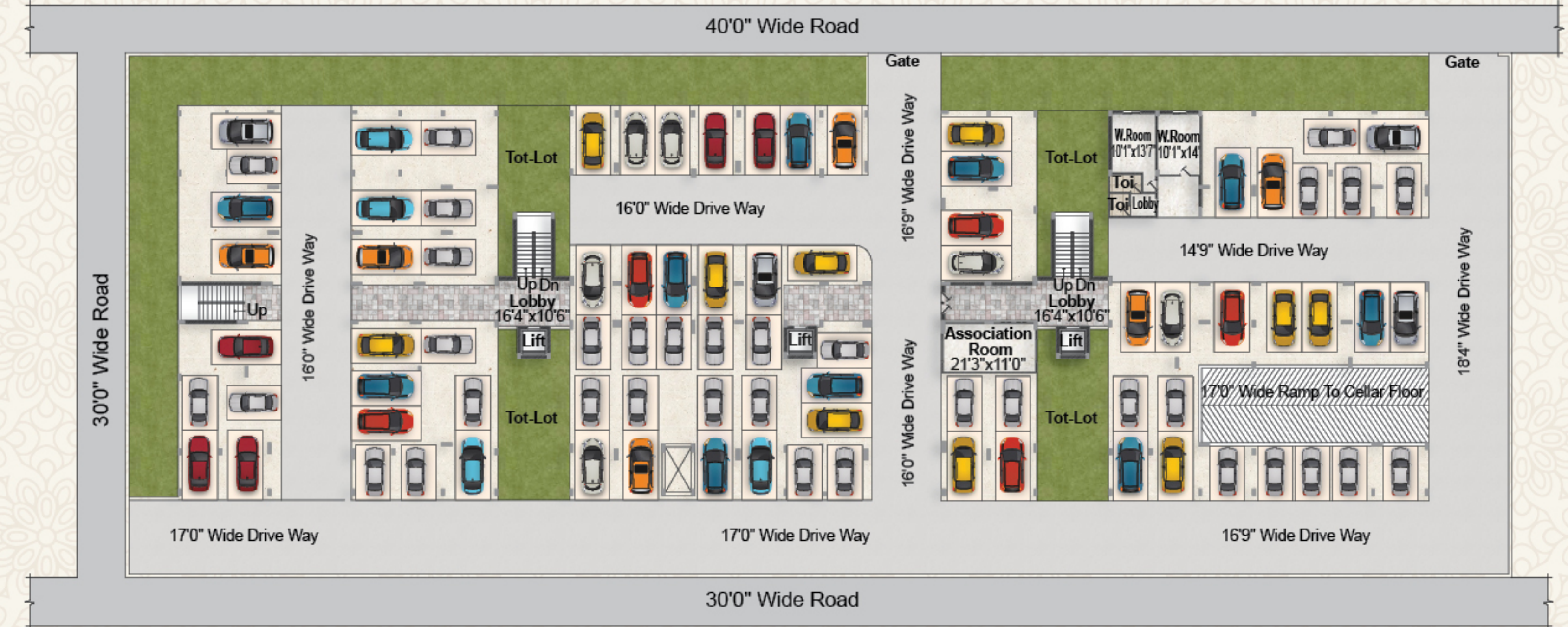


3D VIEWS

EAST-FACING
3 BHK (1705 SFT.)



STILT FLOOR PLAN



STAY SURROUNDED BY THE BLISS OF GREEN

The best signs of happiness that appear in life are when you realise you are surrounded by peace all the time. The pleasantness in the air, the warmth of the space, the feeling of comfort and the vibes around are enough to whisper to you, that you're part of a life of abundance. Where everything you desired for – great moments, growing bonds and a good life – are in pure abundance. The colour of such a life, you'll discover, is green. And the greens that surround you are the greens you'd want to be surrounded by.

Greater Infra's brings to you such an aura; it's a place called Jasmine..

| | | | |
|----------------------|----------------------------|-------------------------|-----------------------|
| AMENITIES & FEATURES | NO COMMON WALLS | 2-LEVEL CAR PARKING | LANDSCAPED AREA |
| QUALITY CONSTRUCTION | RAIN WATER HARVESTING PITS | POWER BACK-UP GENERATOR | CC TV CAMERA SECURITY |
| 8' WIDE CORRIDOR | 100% VAASTU | INTERCOM FACILITY | EXCELLENT VENTILATION |

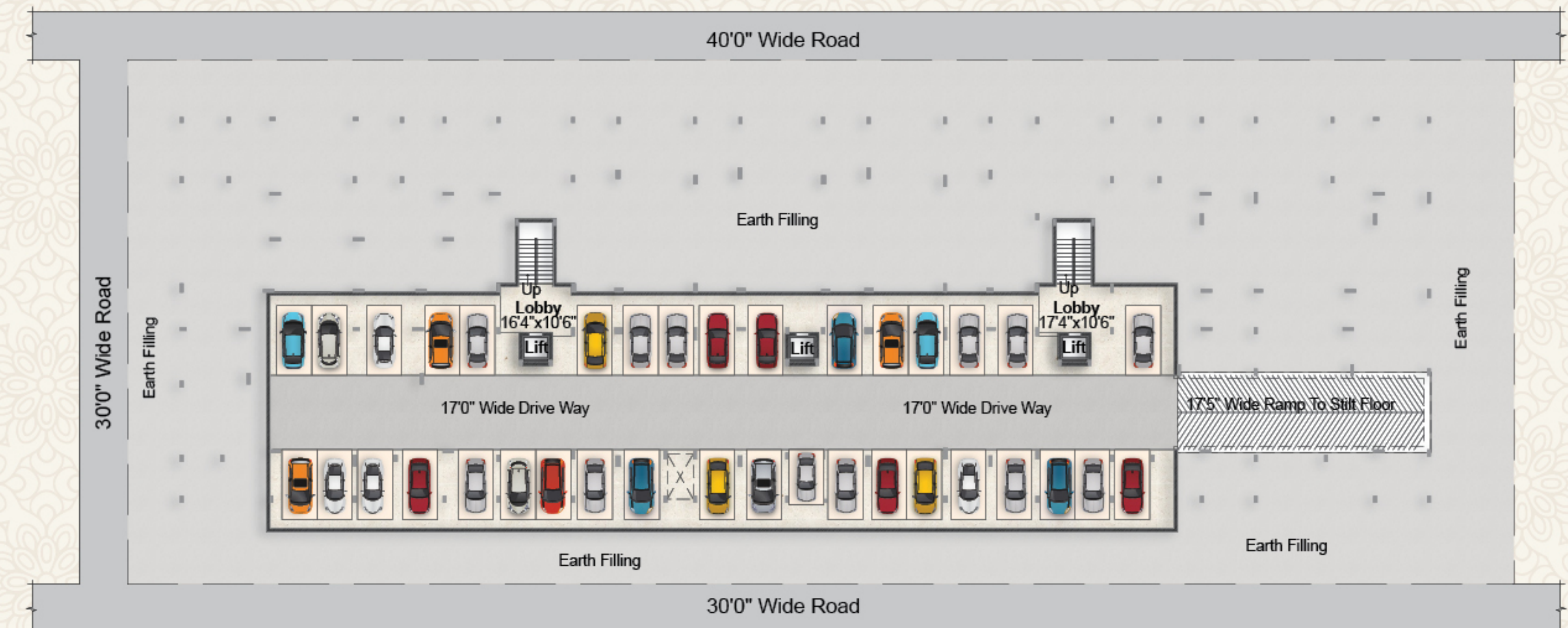
EAST-FACING
2 BHK (1100 SFT.)



WEST-FACING
2 BHK (1100 SFT.)



CELLAR FLOOR PLAN





Greater Infra's
ASTER
THE JOY OF BUILDING BEST

GREATER INFRA'S
ASPEN
THE PLACE YOU BELONG

Greater Infra's
Bluebells
THE TOWN AT KIRKORU

Greater Infra's
COSMOS
Your luxury homeland

Greater Infra's
CARNATION
BUILDING DREAMS

GREATER INFRA'S
DAFFODIL
Where delight is the melody

GREATER INFRA'S
Jasmine
LIVE PLEASANT

GREATER INFRA'S
Jasmine
Live pleasant

BONDING
THAT'S LIKE A NICE
JOURNEY



STRUCTURE
R.C.C. framed structure with table moulded bricks in cement mortar.

WATER SUPPLY
Adequate water supply from overhead tanks with provision for municipal and bore-well water.

CABLE TV
Provision for cable TV connection in hall and master bedroom.

WINDOWS
UPVC windows with mosquito mesh and MS safety grills.

KITCHEN
Granite platform with stainless steel sink with both municipal and bore-well water connection. Glazed ceramic tiles dado up to 2' height above kitchen platform.

ELECTRICAL
Concealed copper wiring of standard make with adequate light, fan, power plugs and points with standard make modular switches.

DOORS
Main Door: Teak wood frame aesthetically designed polished shutter with reputed make hardware.
Internal Doors: Teak wood frame with both sides veneer / limited flush doors.

INTERCOM
All flats are connected via Intercom facility. Security with CCTV.

GENERATOR
Generator Power Back Up for Light & Fan Points for entire Flat and Common Areas like Lifts, Staircase, Corridor & Parking Areas.

TOILETS
Hot and Cold Concealed Diverter with shower, wall-mounted WC and concealed flush tank. Provision for geysers in all bathrooms. C.P. fittings are chrome-plated of ESS ESS or equivalent make. Designer concept tiles of reputed make up to door height.



SPECIFICATIONS

FLOORING
Bedrooms, drawing, living, dining and kitchen with vitrified tiles of size (800mm x 800mm) for the entire flat.

PARKING
Aesthetically-designed parking tiles.

LIFT
6-passenger auto door lift / Schindler / Kone make. With granite / tiles cladding in each floor.

PAINTING
Internal: Smooth luppam finish with acrylic emulsion paint.
External: Combination of textured / smooth finish.

UTILITIES/WASH
Anti-skid tiles for wet area for washing utensils and glazed tiles up to 3' height.

NOTE
1) Registration Charges, GST and any other taxes applicable as per government norms to be borne by the customers only.
2) People desiring to alter / modify their flat, may do so with prior request and additional payment in advance.

LOCATED AT A PLACE THAT'S EVERBODY'S FIRST CHOICE

Greater Infra's Jasmine is located in Miyapur. Next door are the choicest of places for work, like Miyapur metro station, several other top-notch destinations. The highlight being, Jasmine is in the proximity of several schools, colleges and supermarkets, top corporate offices.





GREATER INFRA PROJECTS (P) LTD.

Plot No. 217/A, 2nd Floor,
Near Metro Station, Matrusri Nagar,
Miyapur, Hyderabad - 500049, Telangana.

Cell: 94594 57111

e-mail : greaterinfra@gmail.com

website : greaterinfra.com

TS RERA Registration. No. P01100003834

Note: This brochure is only a conceptual presentation of the project and not a legal offering.
The promoters reserve the right to make changes in plans, specifications and elevation as deemed fit.