

Exquisite luxury in the lap of nature.



Park  Vue

ULTRA LUXURY APARTMENTS

THE
LANDMARK
FOR AN
ECSTATIC
LIVING.



Park Vue

U L T R A

L U X U R Y

A P A R T M E N T S

A dream and a glimpse of paradise. The most luxurious apartments in the most luxurious horizon, deep in the heart of nature, an amazing landscapes outside your door. Imagine to awake every morning to the sound of paradise, with space all around you and a visual splendour that will excite your senses, enhance your living and have an incredible effect on everyone around. Stunning architecture in the most amazing nature, the abode of royalty.

We combine luxurious dwelling builds with most incredible environments.



Embraced with an essence of nature in every step of the way!

In both our modern and natural landscape we allow the true beauty of nature to shine through in our designs. Drawing on some of the greatest inspiration and feelings from nature, we have rustic designs, elegant and earthy dwelling spaces where you will feel at one with the world, perfectly balanced and living a dream lifestyle in a natural paradise. We have blended the colours and elements of nature and crafted them into our magnificent designs.



PMR
GROUP

PARK VUE
Pmr
Group

A Lifestyle awaits to embrace and enhance your living

Live every moment in paradise, a lifestyle you always wanted is in one of our dream abodes. The perfect lifestyle awaits to embrace you. Our magical homes come with unique and opulent surroundings and will enhance your living, filling each of your days with beauty, elegance and luxurious magic. Your dream of a paradise dominion in the centre of the most beautiful nature or a mansion in the centre of cities beating heart. Our luxurious homes all have the most incredible surroundings. Each day you will wake up to your greatest desires. Our homes are a lifestyle choice for those who wish to live their greatest dreams.





Timeless opulence with contemporary touch.

A stunning architecture, classical designs and a contemporary touch to create the most wonderfully stylish and rich abodes. We crafted for all tastes with many different elements and designs. All our dwellings bask in magnificence and creative excellent. Classic, timeless, opulent and genuinely beautiful, drawing on some of the greatest artistic designs, our abode is full of visual splendour and incredible charm which will delight everyone who lay their feet.





Site Plan Typical Floor

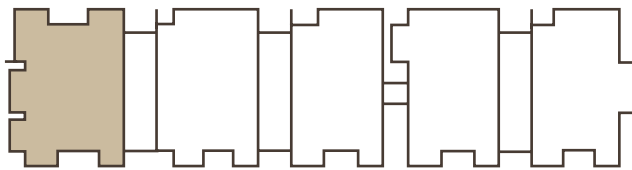
940 LEVELS ULTRA LUXURY APARTMENTS





Sky Villa Typical Floor

3 Bedrooms, 3 Bathrooms.
SBUA 2278 SQFT

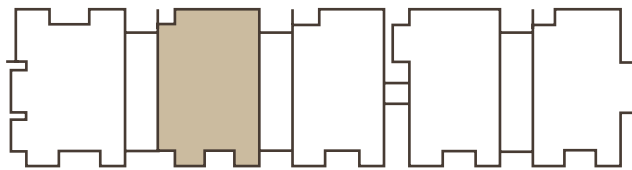


KEY PLAN



Unit B Typical Floor

3 Bedrooms, 3 Bathrooms.
SBUA 2154 SQFT



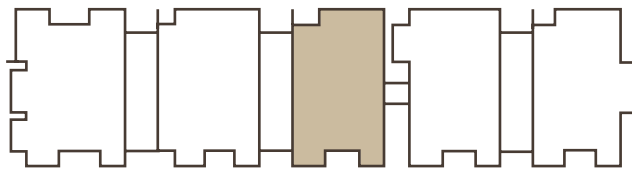
KEY PLAN





Unit C Typical Floor

3 Bedrooms, 3 Bathrooms.
SBUA 2023 SQFT

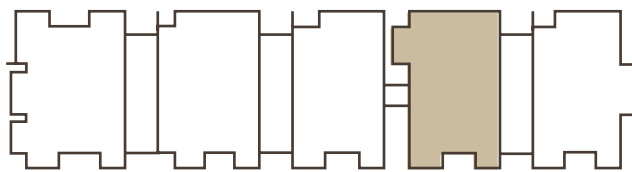


KEY PLAN



Unit D Typical Floor

3 Bedrooms, 3 Bathrooms.
SBUA 2076 SQFT



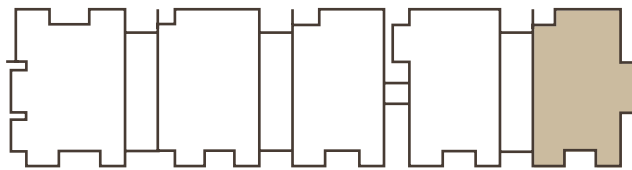
KEY PLAN



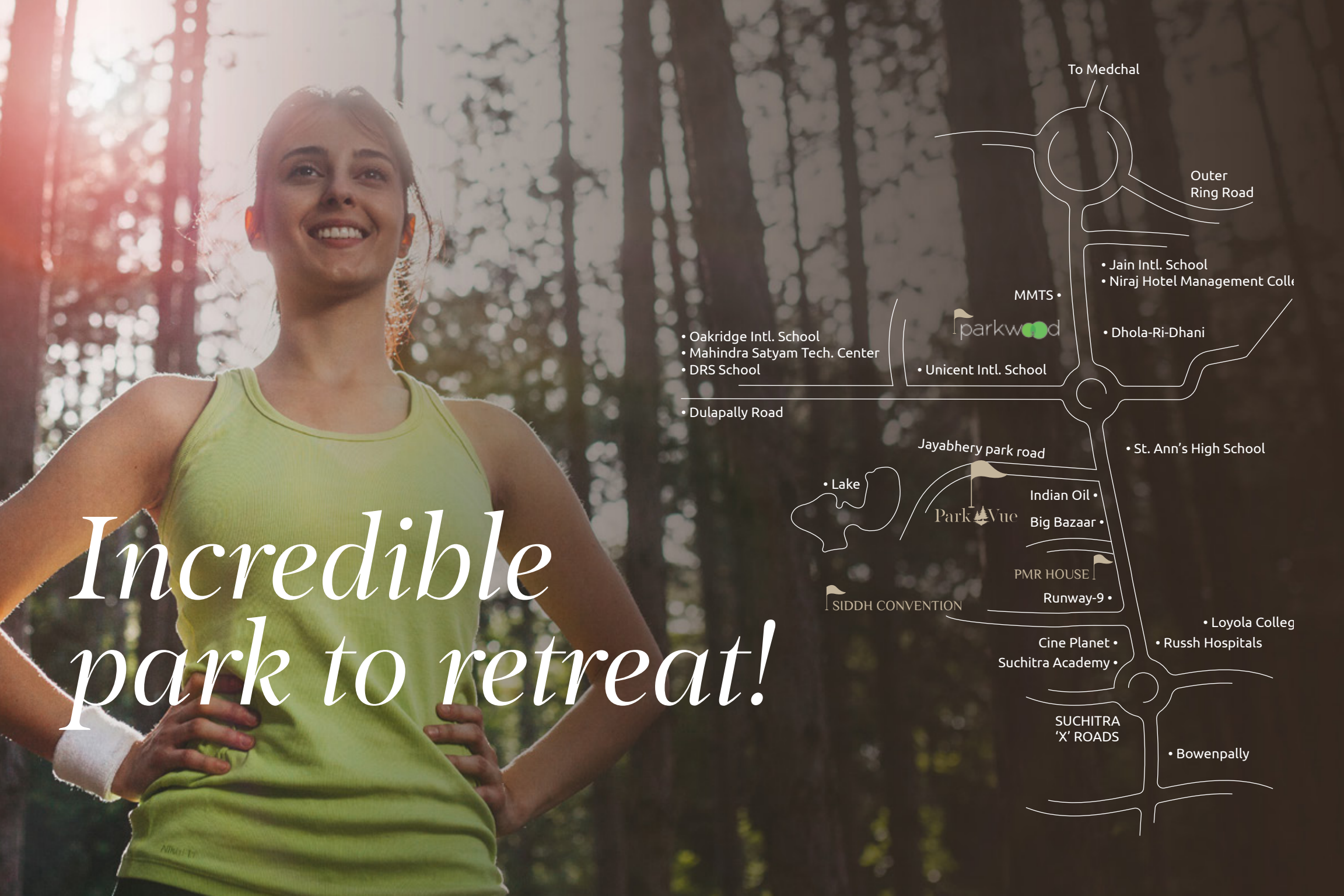


Unit E Typical Floor

3 Bedrooms, 3 Bathrooms.
SBUA 1983 SQFT



KEY PLAN



Incredible park to retreat!

- Oakridge Intl. School
- Mahindra Satyam Tech. Center
- DRS School
- Dulapally Road



parkwood

• Unicent Intl. School

Jayabhery park road

• Lake

ParkVue

Indian Oil •
Big Bazaar •

PMR HOUSE
Runway-9 •

SIDDH CONVENTION

• St. Ann's High School

• Loyola Colleg
• Russh Hospitals

SUCHITRA
'X' ROADS

• Bowenpally

Specifications

STRUCTURE

- RCC framed Structure: RCC framed Structure to withstand wind and Seismic loads
- Super Structure: 8" thick Solid/AAC Block work for external walls and 4" thick Solid/AAC Block work for internal walls
- Plastering: Internal - Smooth finish in CM for walls and Ceiling / Gypsum plastering
- External: 2 Coats of plastering in CM for External Walls
- Painting: External walls - 2 coats of Exterior emulsion paint / Internal Walls - Smooth putty finish with 2 coats of Acrylic emulsion paint over a coat of primer.

DOORS

- Main Door Teak / Engineered Wood frame with flush shutter of melamine polish on both sides fixed with hardware of SS
- Internal Doors Hard wood/ Engineered wood frame with flush shutter fixed with hardware of SS
- French Doors uPVC / ALUMINIMUM sliding door of single glazed unit complete with toughened clear glass with hardware and provision for mosquito mesh shutter.

WINDOWS

- uPVC windows of single glazed unit complete with clear glass with hardware and provision for mosquito mesh shutter

FLOORING

- Living/Dining 800x800mm size double charged vitrified tiles
- Master Bedroom 600x600mm size double charged vitrified tiles
- Other Bedrooms 600x600mm size double charged vitrified tiles
- Kitchen 600x600mm size double charged vitrified tiles
- Staircase Natural/Granite stone/ Marble Corridors Vitrified Tiles
- Balcony Wooden finish vitrified tiles/Ceramic
- Utility Antiskid ceramic of size 300x300mm
- Kitchen Counter Top Black Granite counter top with single bowl SS Sink
- Toilets Antiskid ceramic of size 300x300mm

AIR CONDITIONING

- Provision for Split A.C system for all Bed rooms and Hall
- Lifts High speed automatic passenger lifts and service with rescue device with V3F for energy efficiency
- Lift fascia – cladding with combination of granite and vitrified tiles

ELECTRICAL

- Power plug for cooking range, chimney, refrigerator, microwave oven, mixer/grinder in Kitchen, Washing machine in utility Area
- 3-phase supply for each unit
- Miniature designer modular electrical switches

DADO

- Kitchen Glazed designer Ceramic tile upto 2'-0" height on counter top
- Utility Glazed designer Ceramic tile upto 2'-0" height
- Toilets Antiskid glazed ceramic tiles for walls and floor

CP & SANITARY FIXTURES

- Wash Basin
- Wall mounted EWC with concealed flush tank
- Single lever fixtures with wall mixer-cum-shower
- Provision for Geysers in all Bathrooms
- All C.P & Sanitary fittings are of Chrome plated Provision for connecting R.O System

TELECOM/I-NET

- Intercom facility, cable TV and internet provision in hall.

SECURITY/SURVEILLANCE

- Solar powered security fence Boom Barrier at Main Entrance Gate CC TV Surveillance at main entrance

WTP & STP

- Fully treated water made available through an exclusive water softening and purification system

GENERATOR

- 100% D.G. set back-up with acoustic enclosure.

PARKING

- All car parking slots and drive-ways are as designed by consultants

LPG

- Reticulation Provision for LPG reticulation system

WASTE MANAGEMENT

- Garbage chute will be provided for every floor level and centrally collected for better disposal.

Amenities

ENTRANCE LOUNGE | GYM





Park Vue

ULTRA LUXURY APARTMENTS



PMR HOUSING PRIVATE LIMITED
Hyderabad | Bengaluru

Architects:
DKP Architects, Bengaluru.

Villa #17,
PMR Parkwood
Kompally, R R District.

M: +91 98499 30099
E: sales@pmrhousing.com

www.pmrhousing.in

All information in this brochure is conceptual, including images, it cannot form part of any legal offering or contract, and is subject to change without notice. All brandings and trademarks are the property of their respective owners. E. & OE.