

DEVELOPERS :



Site : Opp The Landmark,
30 mtr Harni-Sama Link Road,
Harni , Vadodara

Ph. : +91 77 8008 4004
Email : theiconictower@gmail.com
W.: www.theiconictower.com

ARCHITECTS :
MATAI ASSOCIATES, VADODARA
CHETAL ARCHITECTS, VADODARA

STRUCTURAL CONSULTANTS :
VYOM CONSULTANT, VADODARA



SHOPS | SHOWROOMS | OFFICES

SYNERGIZING
LUXURY AND
BUSINESS LIFESTYLE

Disclaimer: The information contained in this brochure is subject to change as may be approved by the competent authorities and cannot form part of any form or contract. ♦ All plans are subject to any amendments approved by the competent authorities. ♦ This brochure shall not be treated as a legal document; it is only for the purpose of information. ♦ The areas are indicative only. ♦ The measurements indicated in the plan may vary at the time of construction. ♦ All landscaping is conceptual and shall be as per architect's design. Illustrations in this brochure are artist impressions and serve only to give an approximate idea of the project. While every reasonable care has been taken in providing this information, the developers cannot be held responsible for any inaccuracy. ♦ The developers reserve all the right to make any changes as may be necessitated from time to time in the layout, building plan and specifications without any prior notice. Such changes would be binding to all members.



SPECIAL FEATURES



30 MTR. MAIN ROAD TOUCH



OFFICES WITH GARDEN BALCONY



RECREATIONAL ZONE & CAFETERIA



DOUBLE BASEMENT PARKING



MULTIPLE PASSENGER ELEVATORS & SEPARATE SERVICE ELEVATOR



CONFERENCE ROOM & MEETING ROOM



AMPLE VISITOR'S PARKING ON GROUND FLOOR



INTERIOR GRAND DOUBLE HEIGHT ENTRANCE LOBBY AT GROUND LEVEL



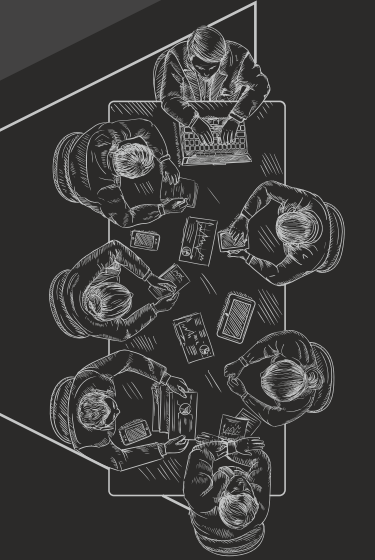
FEATURES OF

SPACE THAT MAKES YOU ICON

The Iconic – A Landmark Business Hub" The Name Self-described As A Widely Recognised And Well Established Commercial Project, Is Prime Location At 30 Mtr. Harni - Sama Link Road. Walking Distance To Airport, Hospitals, Schools, Residential Apartments, etc.

One of The First Project in Its Segment to Offer 2 Large Basements, & Ample Visitors Parking on Ground Floor.

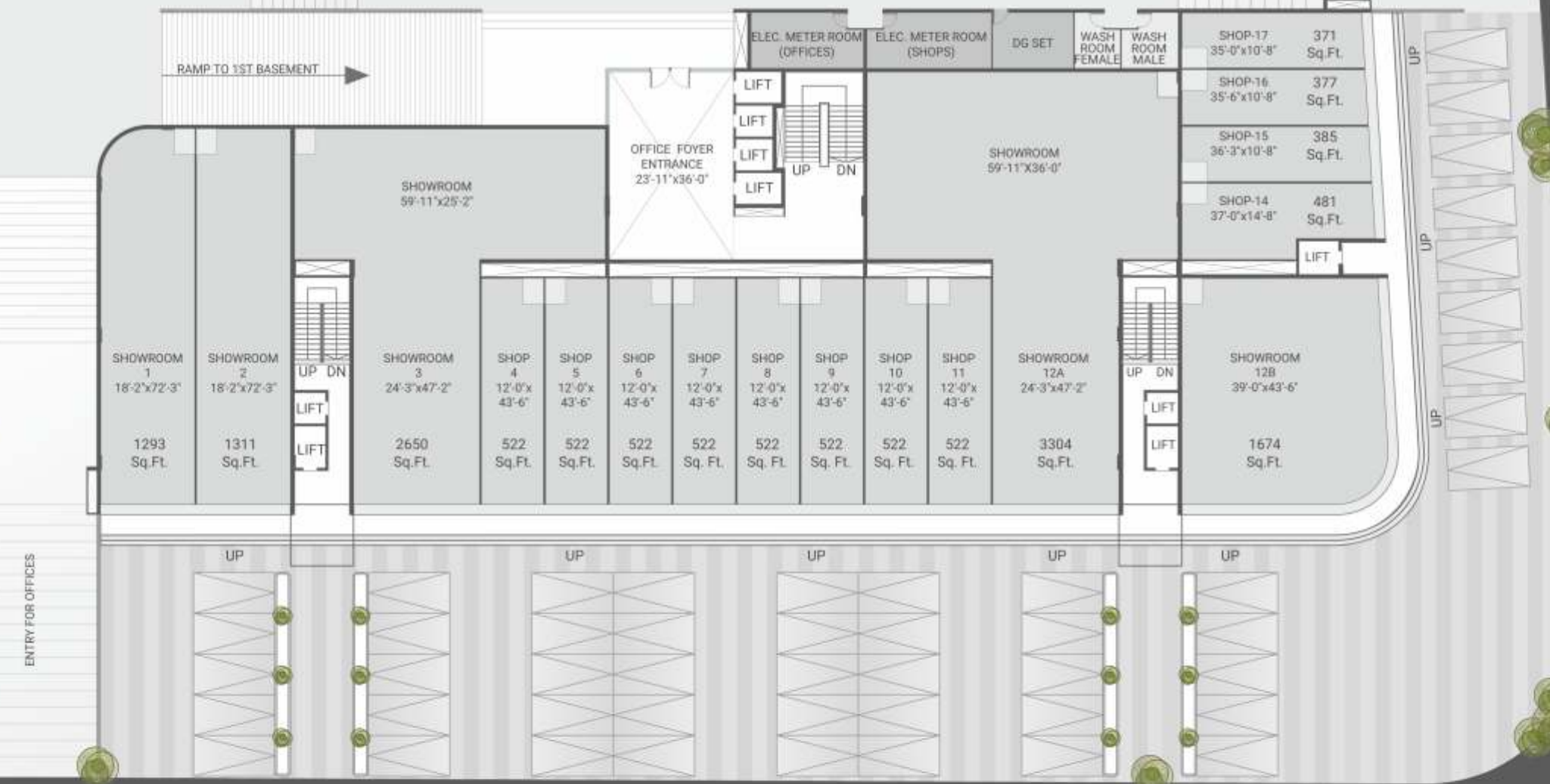
Creative Design, Smart Planning And Picturesque View. An Inspirational Work Environment with Premium Retail Outlets on The Ground Floor Showrooms with 14 Ft Ceiling Height , First, and Second Floors Showrooms With 12 Ft Ceiling Height and on 3rd Floor We have Projected Banquet Hall with 14 Ft Ceiling Height, and Offices with Garden Terrace From The 4th to 10th Floor in Various Size as Per your Requirements.



BRINGING THE NEW ERA OF EASE OF DOING BUSINESS...

Perfect place to Give your business an International makeover and be the king of your field as always.

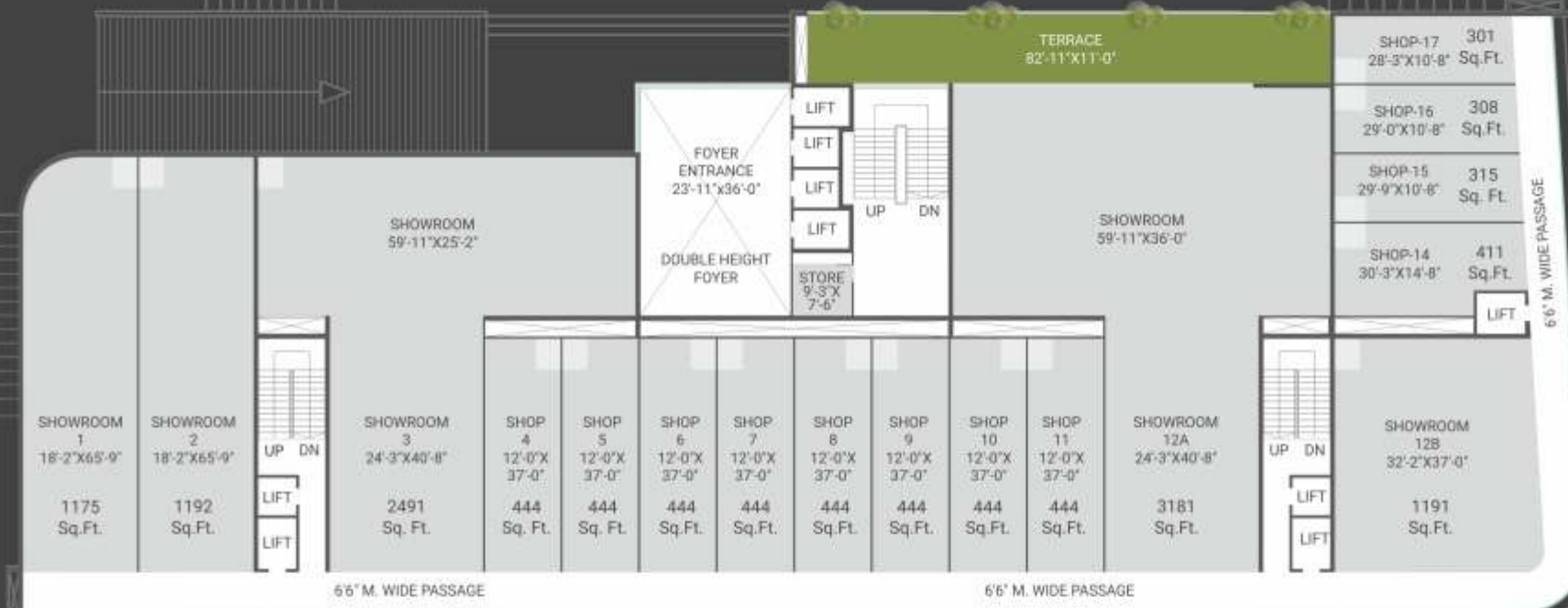
SHOPS & SHOWROOMS GROUND FLOOR



30 MT. WIDE ROAD

12 MT. WIDE ROAD

FIRST FLOOR LAYOUT



6'6" M. WIDE PASSAGE

6'6" M. WIDE PASSAGE

6'6" M. WIDE PASSAGE



SECOND FLOOR LAYOUT



THIRD FLOOR LAYOUT



FOURTH FLOOR LAYOUT



FIFTH FLOOR LAYOUT



SIXTH FLOOR LAYOUT



SEVENTH FLOOR LAYOUT



EIGHTH FLOOR LAYOUT



NINTH FLOOR LAYOUT



TENTH FLOOR LAYOUT



SPECIFICATION

STRUCTURE & WALL CONSTRUCTION

- ◆ Earthquake Resistance RCC Framed Structure.
- ◆ Internal walls with wall putty & external walls with weather proof paint / cladding / glass glazing over double coat plaster.

FLOORING & WALL CLADDING

- ◆ Premium Vitrified Tile Flooring.
- ◆ Natural Stone/Vitrified Tile Flooring in Common Area.
- ◆ Designer Tiles/Granite Flooring & Wall Cladding in lobby.

ELECTRICAL

- ◆ Shock proof protection with latest ELCB / MCB in each unit.
- ◆ Designated area for fixing of air Conditioner Outdoors units as provided by the architect.
- ◆ Power back up for common area Illumination & elevators.
- ◆ Optimum Power Load for Computers, Communications Equipment & Air Conditioning.
- ◆ Smoke Detectors, Fire Safety Equipments as per norms.

DOORS & WINDOWS

- ◆ Decorative Main Door With Standard Safety Lock In Offices With Synthetical Enamel Paint In Shops.
- ◆ Anodized Aluminum Sliding Windows.

WASHROOMS

- ◆ Ceramic Tiles & Walls up to lintel level.
- ◆ Premium Branded CP fittings.
- ◆ Provision for water supply & drainage in Each unit.

CAR PARKING

- ◆ Ample car parking provided in multiple levels including 2 basement parking, ground floor instant parking.

ELEVATORS

- ◆ High Speed Elevators: Retail (5 nos.), Offices (4nos.)

WATER SUPPLY

- ◆ Tubewell, Underground & Overhead Tank With Sensor System.

SECURITY

- ◆ Comprehensive Security infrastructure: 24 hours security CCTV Surveillance in common areas & intercom access in each unit.

